




SEC 18 T 5 N R 8 W

MIN COE  
520.82

3762.48  
3762.44



RR. DIST.

3762.46

CRW  
(C) 80. CH. D. BURR

2418.63  
2418.66

5290.82

1528.30

2419.64

BRASS CAP

$\Delta L$   
 $0^{\circ}13'42''$   
 $0^{\circ}27'12''$   
 $0^{\circ}40'42''$   
 $0^{\circ}54'00''$   
}  $0^{\circ}13'30''$

10581.64 mps

5900 W

2428.54

1899.12

$179^{\circ}46'30''$

18

19

1762.0  
1761.97  
1762.03

RR. SPIKE  
 $0^{\circ}13'30''$

BRASS CAP

152.0

1762.0

(C) 80. CH. D. BURR, 1888

2638.54  
.56.57

5290.82

4

2638.56

CRW

W.C.  
BRASS CAP

S.W. COE

152.0  
SEC 19

